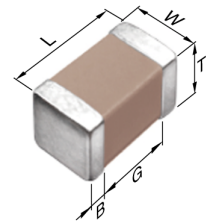


CGA4J2X8R1H104K125AE



**TDK item description** CGA4J2X8R1H104KT\*\*\*S

<b>Applications</b>	Automotive Grade
<b>Feature</b>	High Temperature Application
	Soft Termination
	AEC-Q200
<b>Series</b>	CGA4(2012) [EIA 0805]
<b>Status</b>	Production



Dimensions in mm

Size	
Length(L)	2.00mm +0.45,-0.20mm
Width(W)	1.25mm +0.25,-0.20mm
Thickness(T)	1.25mm +0.25,-0.20mm
Terminal Width(B)	0.20mm Min.
Terminal Spacing(G)	0.50mm Min.
Recommended Land Pattern (PA)	1.00mm to 1.30mm(Flow Soldering)
	0.90mm to 1.20mm(Reflow Soldering)
Recommended Land Pattern (PB)	1.00mm to 1.20mm(Flow Soldering)
	0.70mm to 0.90mm(Reflow Soldering)
Recommended Land Pattern (PC)	0.80mm to 1.10mm(Flow Soldering)
	0.90mm to 1.20mm(Reflow Soldering)

Electrical Characteristics	
Capacitance	100nF ±10%
Rated Voltage	50VDC
Temperature Characteristic	X8R(±15%)
Dissipation Factor (Max.)	3%
Insulation Resistance (Min.)	5000MΩ

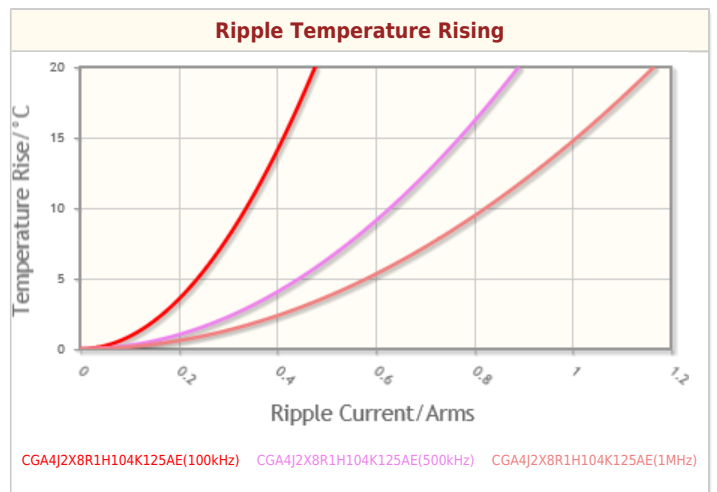
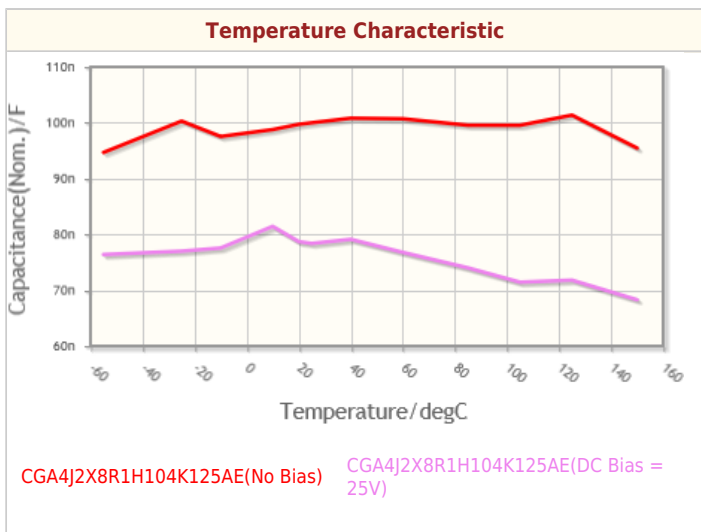
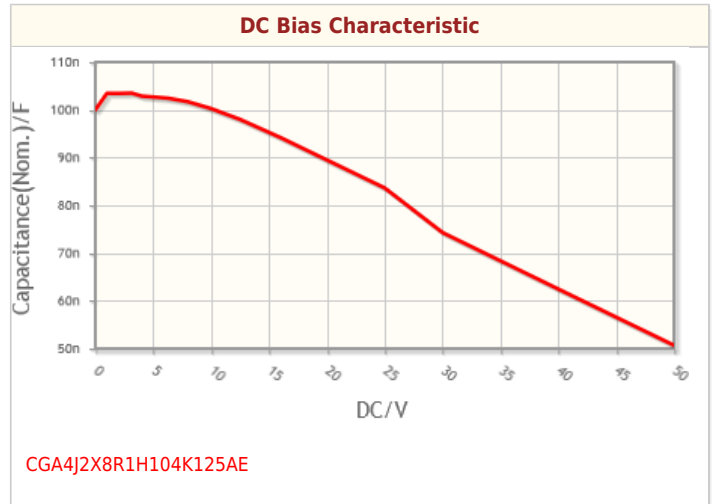
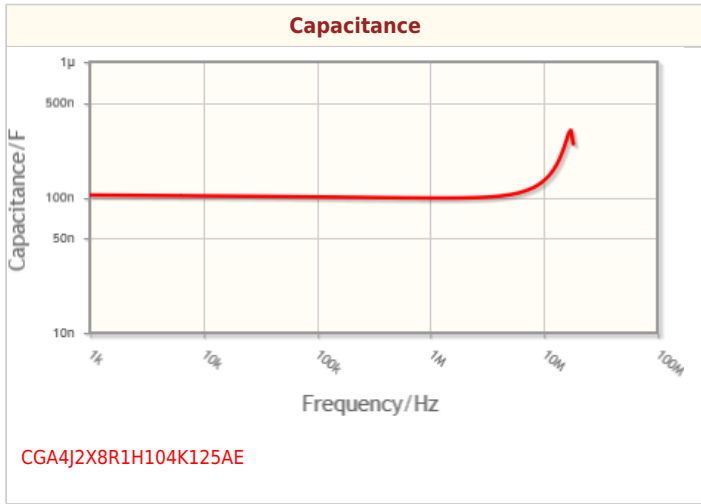
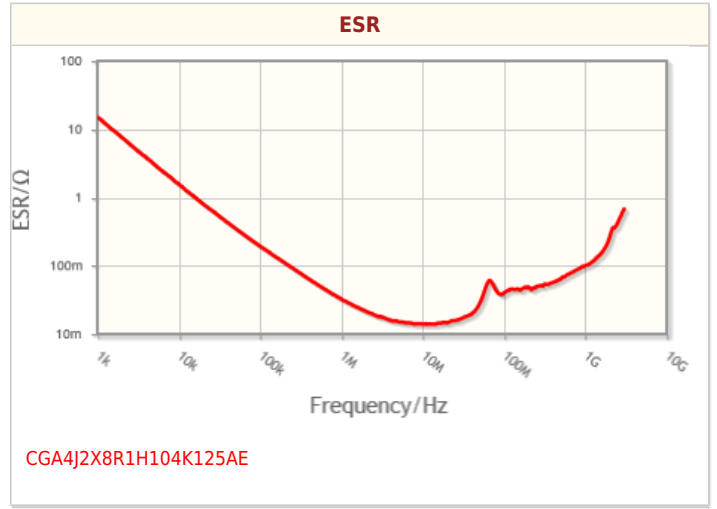
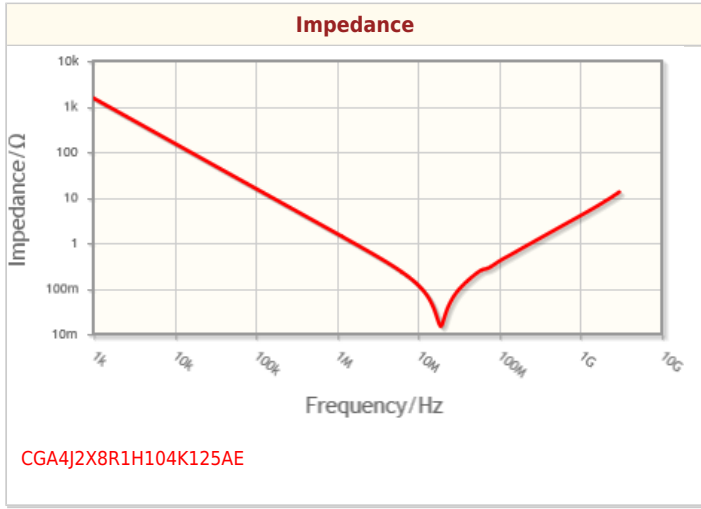
Other	
Soldering Method	Wave (Flow)
	Reflow
AEC-Q200	Yes
Packing	Blister (Plastic)Taping [180mm Reel]
Package Quantity	2000pcs

! Images are for reference only and show exemplary products.  
! This PDF document was created based on the data listed on the TDK Corporation website.  
! All specifications are subject to change without notice.

CGA4J2X8R1H104K125AE



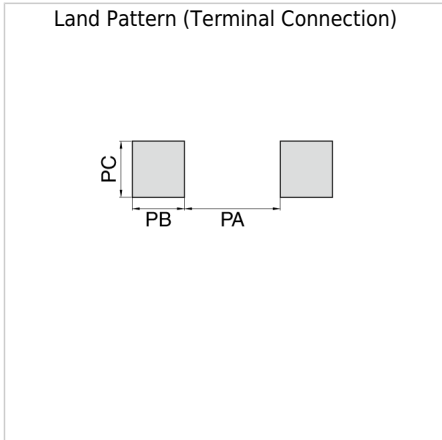
Characteristic Graphs(This is reference data, and does not guarantee the products characteristics.)



! Images are for reference only and show exemplary products.  
! This PDF document was created based on the data listed on the TDK Corporation website.  
! All specifications are subject to change without notice.



## Associated Images



! Images are for reference only and show exemplary products.  
! This PDF document was created based on the data listed on the TDK Corporation website.  
! All specifications are subject to change without notice.